













**1. How many children do you currently have attending Seatoun School?**

		Response Percent	Response Count
1		49.5%	45
2		41.8%	38
3		6.6%	6
4		2.2%	2
		<b>answered question</b>	<b>91</b>
		<b>skipped question</b>	<b>0</b>

**2. What year(s) are they in?**

		Response Percent	Response Count
1		16.5%	15
2		29.7%	27
3		24.2%	22
4		18.7%	17
5		27.5%	25
6		16.5%	15
7		14.3%	13
8		8.8%	8
		<b>answered question</b>	<b>91</b>
		<b>skipped question</b>	<b>0</b>




### 3. How strongly do you agree or disagree with each of the following statements?

	Strongly Disagree	Disagree	Agree	Strongly Agree	DON'T KNOW	Rating Average	Response Count
A. The Board of Trustees governs the school effectively.	0.0% (0)	0.0% (0)	42.2% (38)	<b>44.4% (40)</b>	13.3% (12)	4.24	90
B. The Principal provides effective leadership.	1.1% (1)	5.6% (5)	38.9% (35)	<b>47.8% (43)</b>	6.7% (6)	3.80	90
<b>answered question</b>							<b>90</b>
<b>skipped question</b>							<b>1</b>

#### 4. Seatoun School has 10 charter objectives. How well do you think the school has achieved the 9 objectives listed below?

	Not at all well	Not too well	Quite well	Very well	DON'T KNOW	Response Count
A. Provide success and appropriate challenge for all students.	0.0% (0)	3.4% (3)	<b>45.5% (40)</b>	<b>45.5% (40)</b>	5.7% (5)	88
B. Provide a sound foundation in literacy and numeracy with a special emphasis on Y1 to 4 students.	1.1% (1)	5.7% (5)	31.8% (28)	<b>56.8% (50)</b>	4.5% (4)	88
C. Improve [identified] student achievement in literacy and numeracy.	2.3% (2)	5.7% (5)	33.3% (29)	<b>44.8% (39)</b>	13.8% (12)	87
D. Further develop students' independent inquiry (questioning, thinking and information literacy) skills.	0.0% (0)	5.7% (5)	37.9% (33)	<b>52.9% (46)</b>	3.4% (3)	87
E. Students will take increased responsibility for their own learning, behaviour and attitudes; and care of personal and school property and resources.	0.0% (0)	2.3% (2)	34.9% (30)	<b>57.0% (49)</b>	5.8% (5)	86
F. Encourage students to take risks and display a "can do" attitude.	0.0% (0)	1.1% (1)	39.1% (34)	<b>54.0% (47)</b>	5.7% (5)	87
G. Hold high expectations of all students and encourage them to achieve their personal best.	0.0% (0)	6.9% (6)	29.9% (26)	<b>57.5% (50)</b>	5.7% (5)	87
H. Proactively seek ways to incorporate the "Green Footprint" into school culture and programmes.	1.1% (1)	3.4% (3)	32.2% (28)	<b>52.9% (46)</b>	10.3% (9)	87
I. Work towards offering students in year 7 and 8 opportunities for learning a second or subsequent language.	3.5% (3)	9.3% (8)	12.8% (11)	9.3% (8)	<b>65.1% (56)</b>	86
<b>answered question</b>						<b>88</b>
<b>skipped question</b>						<b>3</b>

**5. Should the current charter objectives continue to be the main focus of the school's next strategic plan?**

		Response Percent	Response Count
Yes		76.5%	65
No		7.1%	6
DON'T KNOW		16.5%	14
answered question			85
skipped question			6



**6. If there are any changes in focus or new areas of focus you would like, then please write them in below.**

	Response Count
	30
answered question	30
skipped question	61

## 7. The school has eight core beliefs about effective teaching and learning. How well do you think the school demonstrates these beliefs?

	Not at all well	Not too well	Quite well	Very well	DON'T KNOW	Rating Average	Response Count
A. Passion, joy and celebration.	0.0% (0)	2.3% (2)	32.6% (28)	<b>65.1% (56)</b>	0.0% (0)	3.63	86
B. High expectations and personal best. A sense of pride in all we do.	0.0% (0)	0.0% (0)	34.9% (30)	<b>64.0% (55)</b>	1.2% (1)	3.71	86
C. Foundation learning in place i.e. effective learning is built on core skills and knowledge in literacy, numeracy, essential health and fitness, essential values and attitudes for life.	0.0% (0)	3.5% (3)	38.4% (33)	<b>57.0% (49)</b>	1.2% (1)	3.60	86
D. Strategic learners i.e. teaching students how to learn and take responsibility for their learning.	0.0% (0)	2.3% (2)	<b>47.7% (41)</b>	46.5% (40)	3.5% (3)	3.65	86
E. Quality teachers.	0.0% (0)	1.2% (1)	26.7% (23)	<b>70.9% (61)</b>	1.2% (1)	3.77	86
F. Powerful learning i.e. challenges students.	1.2% (1)	10.5% (9)	<b>43.0% (37)</b>	<b>43.0% (37)</b>	2.3% (2)	3.44	86
G. Co-operation and team work.	0.0% (0)	2.3% (2)	26.7% (23)	<b>67.4% (58)</b>	3.5% (3)	3.86	86
H. A safe, welcoming environment.	0.0% (0)	4.7% (4)	27.9% (24)	<b>67.4% (58)</b>	0.0% (0)	3.63	86
<b>answered question</b>							<b>86</b>
<b>skipped question</b>							<b>5</b>

## 8. Do you have a child who has started at Seatoun School in the last two years?

		Response Percent	Response Count
Yes		46.3%	38
No, go to question 11.		53.7%	44
answered question			82
skipped question			9

## 9. Thinking about your child that started at Seatoun School most recently, how strongly do you agree or disagree with each of the following statements?

	Strongly Disagree	Disagree	Agree	Strongly Agree	DON'T KNOW	Rating Average	Response Count
A. I was provided with all the information I needed about the school's education approach, vision, goals and values.	2.4% (1)	14.6% (6)	39.0% (16)	<b>43.9% (18)</b>	0.0% (0)	3.24	41
B. I was provided with all the information I needed about how to enrol and administrative matters.	2.4% (1)	4.9% (2)	<b>51.2% (21)</b>	41.5% (17)	0.0% (0)	3.32	41
C. The staff I dealt with were friendly and approachable.	4.9% (2)	4.9% (2)	34.1% (14)	<b>56.1% (23)</b>	0.0% (0)	3.41	41
D. The child's school visits were handled well.	4.9% (2)	4.9% (2)	19.5% (8)	<b>68.3% (28)</b>	2.4% (1)	3.68	41
E. The school did it's best to ensure the first day at school went well.	7.3% (3)	4.9% (2)	17.1% (7)	<b>70.7% (29)</b>	0.0% (0)	3.51	41
answered question							41
skipped question							50

**10. If you have any suggestions about how the initial contact with parents and students could be improved, then please write them in below.**

**Response  
Count**

12

**answered question**

**12**

**skipped question**

**79**

**11. The school runs a number of parent information meetings. This section is composed of three questions: i) Which of the parent meetings listed below have you attended? ii) For each of the evenings that you attended, which evenings would you recommend to other parents? iii) Which of the parent information meetings would you like to attend in the future?**

	<b>i) Have already attended.</b>	<b>ii) Would recommend to others.</b>	<b>iii) Would like to attend in the future.</b>	<b>Response Count</b>
A. Starting school at five.	<b>89.3% (50)</b>	73.2% (41)	8.9% (5)	56
B. Listening to your child read.	<b>73.1% (38)</b>	59.6% (31)	23.1% (12)	52
C. Meeting your child's teacher prior to the start of the school year.	<b>86.8% (66)</b>	72.4% (55)	22.4% (17)	76
D. Yrs 5 to 8 programme and open day.	34.0% (18)	20.8% (11)	<b>67.9% (36)</b>	53
E. Yrs 7/8 programme (for parents of current students)	20.5% (9)	18.2% (8)	<b>79.5% (35)</b>	44
F. Yr 7/8 Education Outside the Classroom/Camp programme.	27.5% (14)	17.6% (9)	<b>74.5% (38)</b>	51
G. Yr 7/8 Enrichment (open day at Rongatai College)	19.5% (8)	12.2% (5)	<b>82.9% (34)</b>	41
H. BOT meet the candidates.	42.1% (16)	28.9% (11)	<b>65.8% (25)</b>	38
I. TRUMP challenge	<b>60.8% (31)</b>	43.1% (22)	45.1% (23)	51
<b>answered question</b>				<b>84</b>
<b>skipped question</b>				<b>7</b>

**12. If there are any other parent information meetings that you think the school should offer, or if you have any other comments about parent meetings, please detail below.**

	Response Count
	13
answered question	13
skipped question	78





**13. Do you have access to the Internet for personal use?**

	Response Percent	Response Count
Yes	100.0%	86
No, go to question 18.	0.0%	0
answered question		86
skipped question		5



**14. Before this survey, were you aware that Seatoun School had a website?**

	Response Percent	Response Count
Yes	100.0%	85
No, go to question 18.	0.0%	0
answered question		85
skipped question		6




### 15. Overall how would you rate the usefulness of the Seatoun School Website?

		Response Percent	Response Count
Not at all useful		0.0%	0
Not too useful		15.5%	13
<b>Quite useful</b>		<b>57.1%</b>	<b>48</b>
Very useful		26.2%	22
DON'T KNOW		1.2%	1
<b>answered question</b>			<b>84</b>
<b>skipped question</b>			<b>7</b>

### 16. Have you read the Seatoun School newsletter (Steeple Rock) on the website?

		Response Percent	Response Count
Yes		66.7%	56
No		33.3%	28
<b>answered question</b>			<b>84</b>
<b>skipped question</b>			<b>7</b>

### 17. How would you like to see Steeple Rock distributed in the future?

		Response Percent	Response Count
Hard copy via children.		33.3%	28
<b>Direct to you via email.</b>		<b>51.2%</b>	<b>43</b>
Email reminder to you advising it has been published on the web site.		28.6%	24
		<b>answered question</b>	<b>84</b>
		<b>skipped question</b>	<b>7</b>



### 18. What additional information would you like to see on the School's web site?

	Response Count
	21
<b>answered question</b>	<b>21</b>
<b>skipped question</b>	<b>70</b>

### 19. Do you have any other suggestions for future development of the school website?

	Response Count
	11
<b>answered question</b>	<b>11</b>
<b>skipped question</b>	<b>80</b>

**20. Is there anything you would like more information about from the school?**

		Response Percent	Response Count
Yes		11.8%	9
No		88.2%	67
answered question			76
skipped question			15

**21. What additional information would be useful to you?**

	Response Count
	10
answered question	10
skipped question	81





**22. One of Seatoun School's goals relates to sustainability and environmental education. This goal is now a well established component of our curriculum.**

	Not at all useful	Not too useful	Quite useful	Very useful	DON'T KNOW	Rating Average	Response Count
What value do you place on environmental education for children?	0.0% (0)	4.7% (4)	34.1% (29)	61.2% (52)	0.0% (0)	3.56	85
answered question							85
skipped question							6



**23. Have you any suggestions for activities the school could undertake, or things the school could introduce relating to sustainability? In the last three years we have created a vegetable garden, developed composting and a worm farm and increased our focus on recycling.**

	Response Count
	26
answered question	26
skipped question	65

**24. Do you feel sufficiently informed about the recently introduced National Standards?**

		Response Percent	Response Count
Not well		6.0%	5
Not too well		28.6%	24
<b>Quite well</b>		<b>48.8%</b>	<b>41</b>
Very well		16.7%	14
	answered question		84
	skipped question		7

**25. Do you feel you have received sufficient information from the school about National Standards.**

		Response Percent	Response Count
Yes		68.3%	56
No		31.7%	26
	answered question		82
	skipped question		9

## 26. How strongly do you agree or disagree with each of the following statements?

	Strongly Disagree	Disagree	Agree	Strongly Agree	DON'T KNOW	Rating Average	Response Count
A. Overall I am happy with the education my child(ren) is/are receiving.	0.0% (0)	2.4% (2)	<b>49.4% (42)</b>	47.1% (40)	1.2% (1)	3.52	85
B. My child(ren) is/are happy at Seatoun School.	0.0% (0)	2.4% (2)	29.8% (25)	<b>67.9% (57)</b>	0.0% (0)	3.65	84
C. I am proud to be part of the Seatoun School community.	1.2% (1)	1.2% (1)	35.7% (30)	<b>59.5% (50)</b>	2.4% (2)	3.70	84
<b>answered question</b>							<b>85</b>
<b>skipped question</b>							<b>6</b>

## 27. What is Seatoun School doing well?

	Response Count
	51
<b>answered question</b>	<b>51</b>
<b>skipped question</b>	<b>40</b>

## 28. What could Seatoun School do better or differently?

	Response Count
	42
<b>answered question</b>	<b>42</b>
<b>skipped question</b>	<b>49</b>

**29. What PTA fund raising activities have you supported in the last three years and what would you support again?**

	Have supported/attended	Would support/attend again	Response Count
Art Auction Night	65.7% (23)	<b>94.3% (33)</b>	35
Children's School Disco	<b>97.4% (76)</b>	83.3% (65)	78
Adult social event such as the Seatoun School Ball/Night at the Races	<b>88.6% (39)</b>	<b>88.6% (39)</b>	44
Entertainment Books	<b>91.9% (34)</b>	51.4% (19)	37
School Fair	<b>91.0% (71)</b>	84.6% (66)	78
PTA School lunches	<b>97.2% (70)</b>	86.1% (62)	72
Other	<b>83.3% (10)</b>	<b>83.3% (10)</b>	12
<b>answered question</b>			<b>82</b>
<b>skipped question</b>			<b>9</b>

**30. What other types of fund-raising initiatives do you believe the PTA should consider?**

	Response Count
	26
<b>answered question</b>	<b>26</b>
<b>skipped question</b>	<b>65</b>




**31. The PTA runs a number of events primarily focused on helping foster a sense of community. How strongly do you believe that the events noted below achieve this objective?**

	Not well	Not too well	Quite Well	Very well	Response Count
New parents morning-tea.	3.3% (2)	8.3% (5)	<b>48.3% (29)</b>	40.0% (24)	60
Father's day breakfast.	3.4% (2)	5.2% (3)	<b>48.3% (28)</b>	43.1% (25)	58
Evening social functions for parents.	3.4% (2)	15.5% (9)	<b>43.1% (25)</b>	37.9% (22)	58
Thank you morning-tea for "helpers".	3.4% (2)	1.7% (1)	<b>52.5% (31)</b>	42.4% (25)	59
Year 8 leavers dinner.	0.0% (0)	2.2% (1)	24.4% (11)	<b>73.3% (33)</b>	45
<b>answered question</b>					<b>69</b>
<b>skipped question</b>					<b>22</b>

**32. Have you any other suggestions for events?**

	Response Count
	13
<b>answered question</b>	<b>13</b>
<b>skipped question</b>	<b>78</b>

**33. At this point in time do you expect your children to remain at Seatoun School until the end of Year 8?**

		Response Percent	Response Count
Yes		78.8%	67
No		5.9%	5
Don't know		15.3%	13
answered question			85
skipped question			6

**34. HAVE YOUR SAY. Are there any particular matters not covered in the survey which you would like the board to consider in the next planning cycle? If so, please note them below.**

	Response Count
	16
answered question	16
skipped question	75

**35. Thank you very much for taking the time to complete the survey. Your input is very much appreciated. Your response will be confidential. However if you wish to attach your name to this survey, please fill in your name(s) below. Thank you.**

	Response Count
	17
answered question	17
skipped question	74